



District Report Card: 2017


State: Gujarat	District: Bhavnagar
Class: 3	Subject: Mathematics
Schools: 61	Students: 1511


Participation/Coverage


Students

<div>GENDER</div> <div></div>	Boys				Girls			
	Number		%		Number		%	
	807		53.41		704		46.59	

<div>AREA</div> <div></div>	Rural				Urban			
	Number		%		Number		%	
	1157		76.57		354		23.43	

<div>CATEGORY</div> <div></div>	SC		ST		OBC		GEN	
	Number	%	Number	%	Number	%	Number	%
	55	3.64	36	2.38	1260	83.39	160	10.59

<div>CWSN</div> <div></div>	LD	VI	HI	S&LD	ID	Oth
	1	1	0	2	6	27

<div>Management</div> <div></div>	Government			Government-aided		
	Number		%	Number		%
	1408		93.18	103		6.82

Average Performance of Students in Mathematics (%)

Overall	Gender		Area		Management		Social Group			
	Male	Female	Rural	Urban	Govt.	Aided	SC	ST	OBC	GEN
67.31	66.45	68.30	68.68	62.84	68.26	54.30	70.18	76.85	67.51	62.58

Performance on Learning Outcomes (LOs)

Learning Outcomes	Description	Average Performance(%)
M301	Reads and writes numbers up to 999 using place value	61.94
M302	Compares numbers up to 999 based on their place values	76.57
M303	Solves simple daily life problems using addition and subtraction of three digit numbers with and without regrouping	61.97
M304	Constructs and uses the multiplication facts (up till 10) in daily life situations	64.82
M305	Analyses and applies an appropriate number operation in the situation/ context	64.20
M306	Explains the meaning of division facts by equal grouping/sharing and finds it by repeated subtraction	63.47
M309	Identifies and makes 2D-shapes by paper folding, paper cutting on the dot grid, using straight lines etc.	85.36
M311	Fills a given region leaving no gaps using a tile of a given shape	54.11
M312	Estimates and measures length and distance using standard units like centimeters or meters & identifies relationships	47.82
M317	Reads the time correctly to the hour using a clock/watch	75.91
M318	Extends patterns in simple shapes and numbers	60.20
M319	Records data using tally marks, represents pictorially and draws conclusions	83.59

Range of Performance of Students who Answered Correctly							
Below 30%		30% - 50%		50% - 75%		Above 75%	
Number	%	Number	%	Number	%	Number	%
104	6.88	226	14.96	578	38.25	603	39.91

Lowest Performing Learning Outcomes (LOs)

- 1 - Estimates and measures length and distance using standard units like centimeters or meters & identifies relationships (47.82)
- 2 - Fills a given region leaving no gaps using a tile of a given shape (54.11)
- 3 - Extends patterns in simple shapes and numbers (60.20)
- 4 - Reads and writes numbers up to 999 using place value (61.94)
- 5 - Solves simple daily life problems using addition and subtraction of three digit numbers with and without regrouping (61.97)